



# 2010-2011 GMT Reports for District (or Undistricted) **District 31 H**

GMT: **CARL HARRELL**

Location: **NORTH CAROLINA**

GMT CA: **1**

## CLUBS

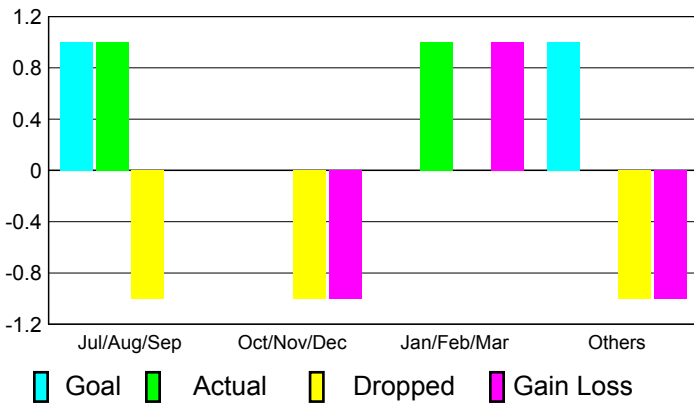
**Club Results  
2010-2011**

**Clubs  
2009-2010**

Month	New Club Goal	Actual New Clubs	Actual Dropped Clubs	Gain/Loss of Clubs	Gain/Loss of Clubs
Jul/Aug/Sep	1	1	-1	0	0
Oct/Nov/Dec	0	0	-1	-1	1
Jan/Feb/Mar	0	1	0	1	1
Apr/May/June	1	0	-1	-1	0
<b>Totals</b>	<b>2</b>	<b>2</b>	<b>-3</b>	<b>-1</b>	<b>2</b>

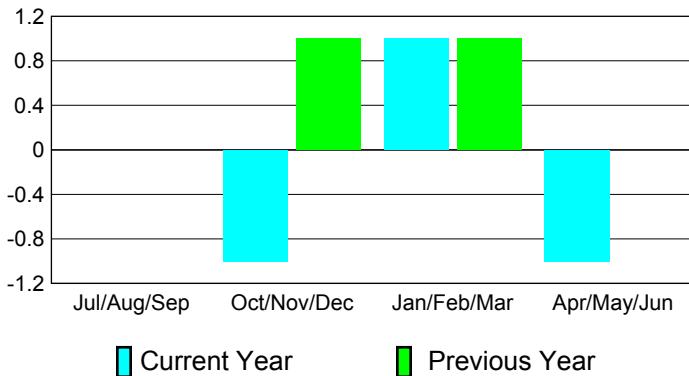
### Club Results 2010-2011

Goal, New, Dropped, Gain/Loss



### Comparison of Club Gain/Loss

Current Year Compared to the Previous Year



### YTD Status Quo Clubs 2010-2011

Status Quo Clubs Compared to Status Quo Members



## MEMBERSHIP

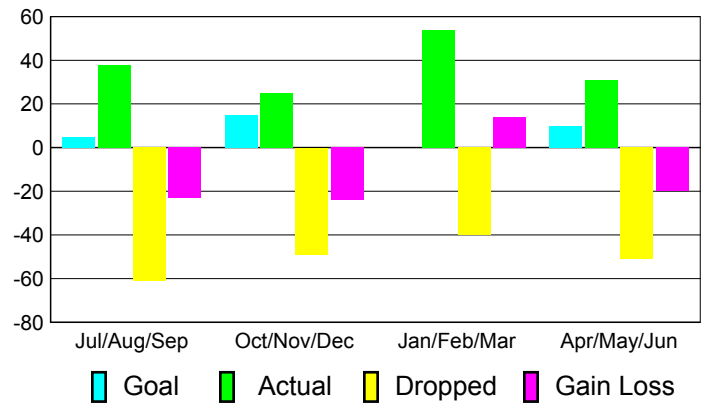
**Membership Results  
2010-2011**

**Membership  
2009-2010**

Month	Net Memb Goal	Actual New Memb	Actual Dropped Memb	Gain/Loss of Memb	Gain/Loss of Memb
Jul/Aug/Sep	5	38	-61	-23	-3
Oct/Nov/Dec	15	25	-49	-24	1
Jan/Feb/Mar	0	54	-40	14	8
Apr/May/June	10	31	-51	-20	-1
<b>Totals</b>	<b>30</b>	<b>148</b>	<b>-201</b>	<b>-53</b>	<b>5</b>

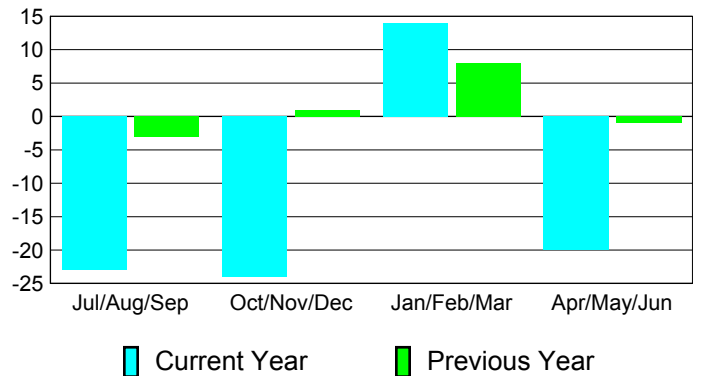
### Membership Results 2010-2011

Goal, New, Dropped, Gain/Loss

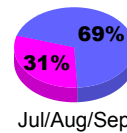


### Comparison of Membership Gain/Loss

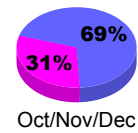
Current Year Compared to the Previous Year



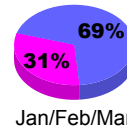
### Gender Comparison 2010-2011



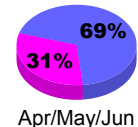
Jul/Aug/Sep



Oct/Nov/Dec



Jan/Feb/Mar



Apr/May/June

Male

Female